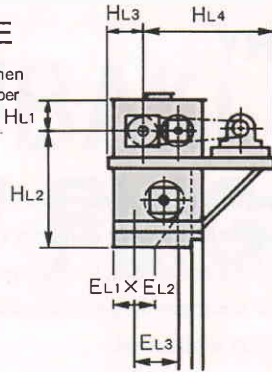


STANDARD DIMENSIONS

NFV-L TYPE

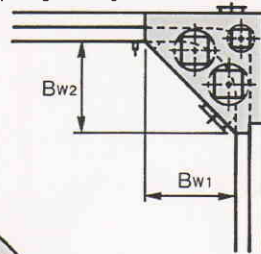
This type is applicable when there is no space for an upper horizontal section



MODEL	HEAD CASING				DISCHARGE OPENING		
	HL1	HL2	HL3	HL4	EL1	EL2	EL3
NFV100L	217	900	293	1,032	300	184	350
NFV160L	217	900	293	1,032	300	244	350
NFV240L	302	1,100	323	1,282	400	354	400
NFV320L	353	1,300	409	1,593	500	466	500
NFV450L	453	1,600	487	1,944	600	630	600

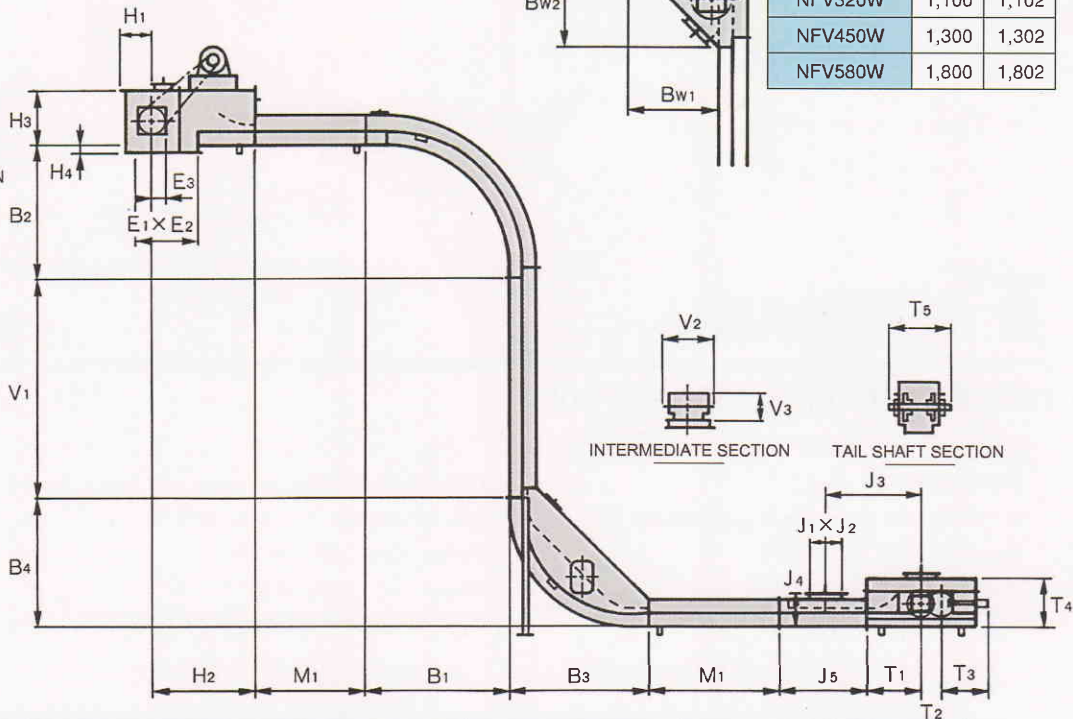
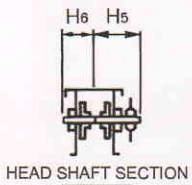
NFV-W TYPE

This types is applicable when handling abrasive materials transporting over long distances



MODEL	UPPER CORNER CASING	
	Bw1	Bw2
NFV100W	700	702
NFV160W	700	702
NFV240W	900	902
NFV320W	1,100	1,102
NFV450W	1,300	1,302
NFV580W	1,800	1,802

NFV TYPE



MODEL	HEAD CASING						DISCHARGE OPENING			INTERMEDIATE CASING			
	H1	H2	H3	H4	H5	H6	E1	E2	E3	M1	V1	V2	V3
NFV100	260	800	375	75	292.5	190	400	184	100	3,000	3,000	260	180
NFV160	260	800	375	75	322.5	220	400	244	100	3,000	3,000	320	180
NFV240	310	1,000	532	75	420	295	600	354	150	3,000	3,000	430	261
NFV320	395	1,200	632	100	500	370	800	466	200	3,000	3,000	566	341
NFV450	470	1,500	811	100	760	595	1,000	630	250	3,000	3,000	730	474
NFV580	580	1,800	1,037	125	920	735	1,200	810	300	3,000	3,000	940	604

MODEL	FEED OPENING					UPPER/LOWER BENT CASING				TAIL CASING				
	J1	J2	J3	J4	J5	B1	B2	B3	B4	T1	T2	T3	T4	T5
NFV100	240	90	750	220	700	1,050	1,000	1,052	950	400	150	386	325	342
NFV160	240	150	750	220	700	1,050	1,000	1,052	950	400	150	386	325	402
NFV240	320	230	950	301	800	1,400	1,300	1,352	1,250	550	175	432	473	516
NFV320	400	310	1,100	391	900	1,750	1,600	1,652	1,550	650	200	497	602	662
NFV450	500	440	1,400	524	1,100	2,100	1,900	2,002	1,900	850	250	585	808	872
NFV580	600	570	1,650	669	1,300	2,800	2,500	2,602	2,500	1,000	300	662	1,034	1,090